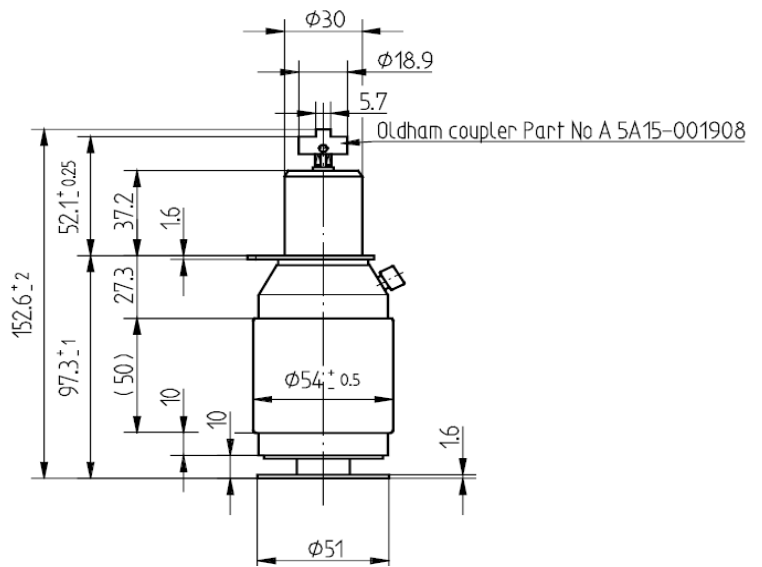
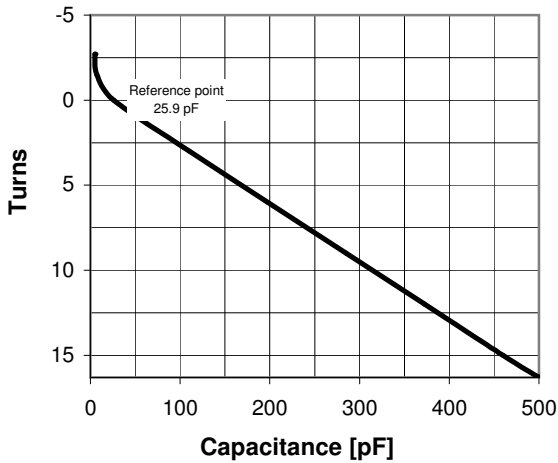
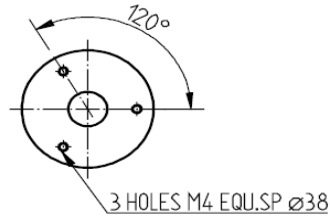


CVBA-500BC/5-EKA-L

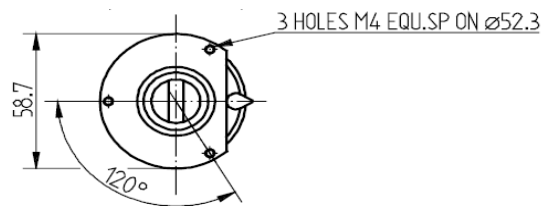
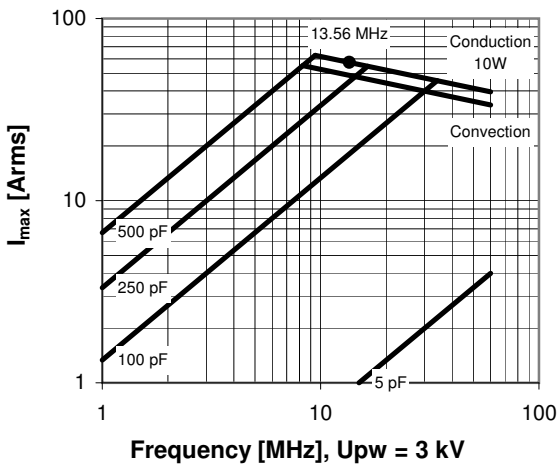
Old Type Designation: CV05C-500WO

Specifications

Capacity C_{max} (nominal)	500 pF
Capacity C_{min} (nominal)	5 pF
Voltage (Peak Test U_{pt} / Peak Working U_{pw})	5 kV / 3 kV
Capacity Tolerance (linear Range)	10%
Max. Current I_{max} at 13.56 MHz with	57 Arms
Conduction Cooling	10 W
Self Inductance	≤ 9 nH
Capacitance per turn	29.1 pF/turn
Torque	≤ 0.15 Nm
Net Weight	0.6 kg



I_{max} at 25°C ambient and 125°C surface temp. for convection and conduction (10 W) cooling



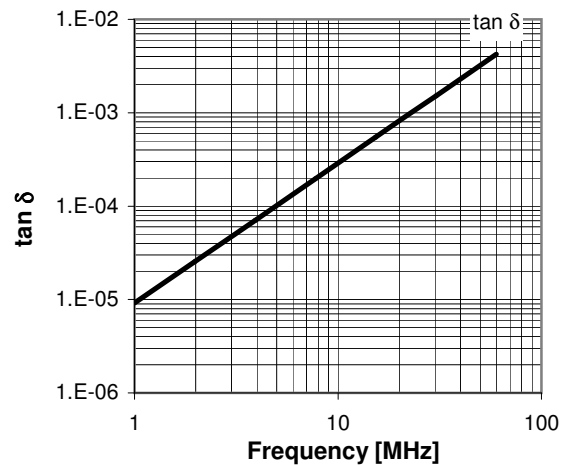
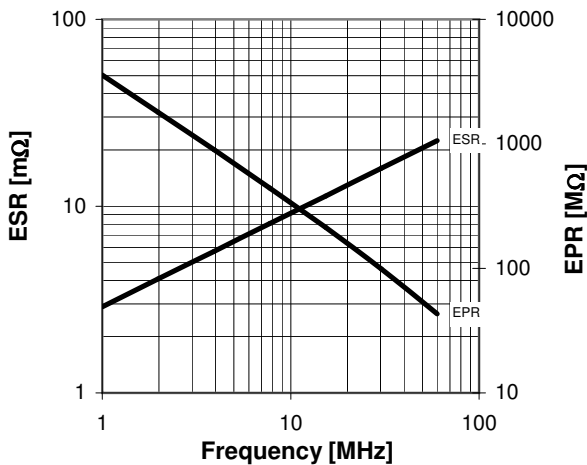
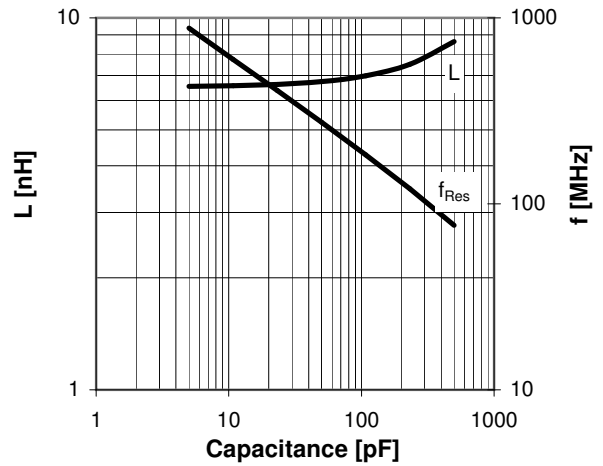
Subject to change without prior notice

Note: Technical information in Service Bulletin SB-52 must be considered

Turns	Nominal Capacitance [pF]	Tolerance
-2.7	5.0	10%
-1.5	7.0	10%
0.0	25.9	0%
3.0	110.2	10%
6.0	197.7	10%
9.0	285.2	10%
12.0	372.7	10%
15.0	460.2	10%
16.3	500.0	10%

Mechanical stop at < 5 pF at ~ -6.1 turns
 Mechanical stop at > 500 pF at ~ 16.6 turns

Self inductance and resonance frequency



Special Features:

Integrated Flange

Subject to change without prior notice

Note: Technical information in Service Bulletin
 SB-52 must be considered